

M.A. Previous Semester I<sup>ST</sup>  
FASHION DESIGNING  
COURSE 1<sup>ST</sup> (Theory I<sup>ST</sup>)

Max-Marks –100  
Credit - 05

Programme/Class Certification M.A.	Year : First	Semester : First
Subject : Fashion Designing	Course Title : (Theory) History of Costumes in India	
Max Marks : 25 + 75	Min. Passing Marks : 33	

UNIT	TOPICS
I	• Indus Valley Period
II	• Maurya and Shung Period.
III	• Painting tradition in India.
IV	• Satvahana Period
V	• Gupta Period.

*[Handwritten signatures]*

*[Handwritten signature]*

*[Handwritten signature]*

M.A. Previous Semester I<sup>ST</sup>  
FASHION DESIGNING  
COURSE II<sup>nd</sup> (Theory II<sup>nd</sup>)

Max-Marks – 100

Credit - 05

Programme/Class Certification M.A.	Year : First	Semester : First
Subject : Fashion Designing	Course Title : (Theory) FASHION MERCHANDIZING	
Max Marks : 25 + 75	Min. Passing Marks : 33	

UNIT	TOPICS
I	<ul style="list-style-type: none"> <li>Fashion Terminology: Fashion, Fad, Classic, Style, Trends, Apparel, High Fashion, Mass Fashion, Boutique, Couture, Couturier, Taste, Silhouette</li> </ul>
II	<ul style="list-style-type: none"> <li>Theories of Fashion Adoption Fashion Cycle: Stages of Fashion Cycle, length of cycle, broken Fashion Cycle, Accelerating and Retarding Factors.</li> </ul>
III	<ul style="list-style-type: none"> <li>Fashion Business: Introduction, Scope, Forms of Business Organisation.</li> </ul>
IV	<ul style="list-style-type: none"> <li>Fashion Merchandising: Introduction roles and responsibilities of Merchandiser.</li> </ul>

*[Handwritten signatures and initials]*

**M.A. Semester I<sup>ST</sup>**  
**COURSE III<sup>rd</sup> (Practical I<sup>st</sup>)**

Max-Marks – 100

Credit - 05

Programme/Class Certification M.A.	Year : First	Semester : First
Subject : Fashion Designing	Course Title : (Practical & Project Work)	
Max Marks : 25+75	Min. Passing Marks : 33	
Project Work will also be examination by the Practical External examiner at the time of practical examination		
<b>UNIT I<sup>st</sup></b>	<b>TOPICS</b>	
I	1. Fashion Illustration <ul style="list-style-type: none"><li>• Basic drawing techniques and sketching nature study.</li><li>• Basic Block Figure and Fletching in different Poses - kids.</li><li>• Patterns and motifs suitable for kid wear.</li></ul>	
II	<ul style="list-style-type: none"><li>• Creating various textures using different techniques and mediums:</li><li>• Net, Knit, Denim, Velvet, Lace, Far, Brocade, Leather and Silk -</li></ul>	

*[Handwritten signatures]*

*[Handwritten signatures]*



**M.A. Semester I<sup>st</sup>**  
**COURSE IV<sup>th</sup> (Practical II<sup>nd</sup>)**

Max-Marks – 100

Credit – 05

Programme/Class Certification M.A.	Year : First	Semester : First
Subject : Fashion Designing		Course Title : (Practical & Project Work)
Max Marks : 25+75		Min. Passing Marks : 33

Project Work will also be examination by the Practical External examiner at the time of practical examination

UNIT II <sup>nd</sup>	TOPICS
I	<b>Product Development</b> Construction of any one Male garment from the list given below: <ul style="list-style-type: none"> <li>• Casual Wear</li> <li>• Traditional Indian Wear</li> <li>• Street Wear</li> <li>• Formal Wear</li> </ul> Emphasis should be given to pattern development, Placement on the Fabric, design Feature and Finishing of the garment.
II	<b>2. Workshop:</b> <b>Construct three Garment from the below mentioned garments for</b> <b>Male and Female</b> <ul style="list-style-type: none"> <li>• Casual Wear</li> <li>• Traditional Indian Wear</li> <li>• Formal Wear</li> <li>• Street Wear</li> </ul>

*[Signature]*

*[Signature]*

*[Signature]*

*[Signature]*

*[Signature]*

**M.A. Semester I<sup>ST</sup>**  
**COURSE V<sup>th</sup> (Practical III<sup>rd</sup>)**

Max-Marks – 100

Credit – 03

Programme/Class Certification M.A.	Year : First	Semester : FIRST
Subject : Fashion Designing	Course Title : (Practical & Project Work)	
Max Marks : 25+75	Min. Passing Marks : 33	

UNIT I <sup>ST</sup>	TOPICS
I	<b>Pattern making, Grading, Draping and Development</b>  <b>Introduction to Pattern making</b> <ul style="list-style-type: none"> <li>• Pattern making tools</li> <li>• Pattern making terms.</li> </ul>
	<b>Anthropometric measurement</b> (in cms and inches) <b>Study of various sizes and measurement :</b> Measurement charts, Selection of right size, fitting problems. <b>Child Bodice block and sleeve Block Adult Bodice block and sleeve block using metric system.</b>
I	<b>Drafting of sleeves.</b> <ul style="list-style-type: none"> <li>• Circular Handkerchief</li> <li>• Bishop Sleeve</li> <li>• Lantern Sleeve</li> <li>• Juliet Sleeve</li> <li>• Saddle Sleeve</li> <li>• Drop Shoulder Sleeve</li> </ul>
I	<b>Drafting of Collars</b> <ul style="list-style-type: none"> <li>• wdrafting of Collars</li> <li>• Winged Collar</li> <li>• Chelsa Collar lend and</li> <li>• Bishop Collar</li> <li>• Coat Collar</li> <li>• Stand &amp; Fall Collar</li> <li>• Convertible Collar</li> </ul>
I	<b>Drafting of Skirts :</b> <ul style="list-style-type: none"> <li>• Basic Skirt</li> <li>• Wrap Around Skirt</li> <li>• Handkerchief Skirt</li> </ul>
I	<b>Developing Contoured Patterns:</b> <ul style="list-style-type: none"> <li>• Halter style</li> <li>• Off Shoulder</li> <li>• Double Breasted</li> </ul>



**M.A. Semester -I<sup>st</sup>**  
**COURSE VI<sup>th</sup> (Practical IV<sup>th</sup>)**

Max-Marks – 100

Credit – 03

Programme/Class : Degree	Year : Second	Semester : First
Subject : Fashion Designing	Course Title : (Practical & Project Work)	
Max Marks : 25+75	Min. Passing Marks : 33	

Project Work Will also be examination by the Practical external at the  
Time of practical Examination

UNIT I <sup>st</sup>	TOPICS
I	<ul style="list-style-type: none"> <li>• Computer Aided Fashion Designing</li> </ul>
II	<b>Adobe Illustrator:</b> <ul style="list-style-type: none"> <li>• Introduction Vector Graphic and Bitmap Graphic</li> <li>• Opening, Closing and Saving a file</li> <li>• Tool Box</li> <li>• Grids and Guideline</li> <li>• Ruler Setting</li> <li>• Paths with all options</li> <li>• Importing and Exporting</li> <li>• Printing &amp; Document</li> <li>• Filters</li> <li>• Layers</li> <li>• All Menus</li> </ul>
III	<ul style="list-style-type: none"> <li>• Sari petticoat</li> <li>• Sari blouse.</li> <li>• Kameez.</li> <li>• Salwar.</li> <li>• Full Shirt With yoke and cuff.</li> </ul>
IV	Project Drawing the below given Fashion Details by applying various textures and effects.

*[Handwritten signatures]*

*[Handwritten signature]*

*[Handwritten signature]*

**M.A. Previous Semester – II<sup>nd</sup>**  
**COURSE VII<sup>th</sup> (Theory I<sup>st</sup>)**

Max-Marks – 100

Credit – 05

Programme/Class Certification M.A.	Year : First	Semester : Second
Subject : Fashion Designing	Course Title : (Theory) History of Costumes in India	
Max Marks : 25+75	Min. Passing Marks : 33	

UNIT	TOPICS
II	<ul style="list-style-type: none"> <li>Rajasthani Period.</li> </ul>
III	<ul style="list-style-type: none"> <li>Mugal Period: Costumes of Pre-Mughal and Post Mughal Period.</li> </ul>
IV	<b>Traditional Costumes of India.</b> <ul style="list-style-type: none"> <li>North Zone - Punjab, Jammu and Kashmir, Uttar Pradesh</li> <li>East Zone - Assam, West Bengal, Bihar, Odisha, Andhra Pradesh</li> <li>West Zone - Maharastra, Gujrat, Rajasthan</li> <li>South Zone - Kerala, Chennai, Karnataka</li> </ul>

**M.A. Previous Semester – II<sup>nd</sup>**  
**COURSE VIII<sup>th</sup> (Theory II<sup>nd</sup>)**

Max-Marks – 100

Credit – 05

Programme/Class Certification M.A.	Year : First	Semester : Second
Subject : Fashion Designing	Course Title : (Theory) FASHION MERCHANDIZING	
Max Marks : 25+75	Min. Passing Marks : 33	

UNIT	TOPICS
	<b>Understanding Marketing and Marketing Process Nature and Scope</b> <b>Strategic Planning in the market:</b> The Fashion market and marketing environment
I	<ul style="list-style-type: none"> <li>Introduction and Development of market: Fashion market size and structure.</li> </ul>
II	<ul style="list-style-type: none"> <li>Market Research: Consumer behaviour and market. International and Domestic Fashion Market: Haute Couture, Mass Production.</li> </ul>
III	<ul style="list-style-type: none"> <li>Fashion Market of World: Italy. Paris India'</li> </ul>
IV	<ul style="list-style-type: none"> <li>Fashion Forecasting: Trend Analysis Merchandise Planning.</li> </ul>
V	<ul style="list-style-type: none"> <li>Range Development: Product and range development on the basis of Fashion Calendar, market research.</li> </ul>
VI	<ul style="list-style-type: none"> <li>Advertising: Role and types of Advertising.</li> </ul>
VI	<ul style="list-style-type: none"> <li>Advertising: Role and types of Advertising.</li> </ul>
VII	<ul style="list-style-type: none"> <li>Sale Promotion: Techniques, Promotional stores.</li> </ul>
VIII	<ul style="list-style-type: none"> <li>Fashion Photography: Design Studies Collection Shows, Fashion Shows, Pallicity.</li> </ul>

*[Handwritten signatures and marks at the bottom of the page]*



M.A. Previous Semester II<sup>ND</sup>  
COURSE IX<sup>th</sup> (Practical I<sup>st</sup>)

Max. Marks - 100  
Credit - 05

Programme/Class Certification M.A.	Year : First	Semester : Second
Subject : Fashion Designing	Course Title : (Practical & Project Work) T	
Max Marks : 25+75	Min. Passing Marks : 33	

UNIT	TOPICS
I	<b>Basic Block Figure : Male and Female</b> <ul style="list-style-type: none"> <li>• Geometric fashion model with movable ball joints.</li> <li>• Figure Drawing in different Postures by Soft Rendering.</li> <li>• Sketching of Face Features – Eye, Ear, Nose.</li> </ul>
II	<b>The Following details may be illustrated on male and female figure.</b> <ul style="list-style-type: none"> <li>• To illustrate detailing of pleads, Tucks darts yokes and gargets.</li> <li>• Detailing of hairline, edging pockets smocking, trimming and accessories.</li> <li>• To illustrate variations in skirt dresses trouser coats and jackets.</li> </ul>

*Handwritten signatures:* *Shr*, *Sumi*, *Syfa*

*Handwritten signatures:* *Babay*, *Amis*

**M.A. Previous Semester II<sup>ND</sup>**  
**COURSE X<sup>th</sup> (Practical II<sup>nd</sup>)**

Max-Marks – 100  
Credit – 05

Programme/Class Certification M.A.	Year : First	Semester : Second
Subject : Fashion Designing		Course Title : (Practical & Project Work)
Max Marks : 25+75		Min. Passing Marks : 33

UNIT I <sup>st</sup>	TOPICS
I	<b>Design Development</b> <ul style="list-style-type: none"> <li>• Research</li> <li>• Finalisation of theme</li> <li>• Sourcing</li> <li>• Finalization of designs</li> <li>• Measurement and Specification sheets.</li> </ul>
I	<b>Pattern Development:</b> <ul style="list-style-type: none"> <li>• Development of Basic Block</li> <li>• Pattern making and Layout</li> </ul>
I	<b>Product Development:</b> <ul style="list-style-type: none"> <li>• Construction on actual Fabric</li> <li>• Photo Shoot</li> <li>• Documentation of the process to be submitted.</li> </ul>

*[Handwritten signatures]*

*[Handwritten signatures]*



**M.A. Previous Semester – II<sup>nd</sup>**  
**COURSE XI<sup>th</sup> (Practical III<sup>rd</sup>)**

Max-Marks – 100

Credit – 03

Programme/Class : Degree	Year : Second	Semester : Second
Subject : Fashion Designing	Course Title : (Theory) Principles of design and application & Fashion and apparel design	
Max Marks : 25+75	Min. Passing Marks : 33	

UNIT II <sup>nd</sup>	TOPICS
I	<b>Dart Manipulation</b>  <b>Shifting of Darts by Pivot method, Slash and Spread on full Scale</b> <ul style="list-style-type: none"> <li>• Single Dart Series</li> <li>• Two Dart Series</li> <li>• Multiple Dart Series</li> <li>• Princes line and Empire Style lines.</li> <li>• Yokes</li> <li>• Gathers</li> </ul>
II	<b>Introduction to Grading: Direct and Vector method</b> <ul style="list-style-type: none"> <li>• Grading of Adult Bodice Block</li> <li>• Grading of full sleeve</li> <li>• Grading of skirt Block.</li> </ul>
III	<b>Draping of Collars</b> <ul style="list-style-type: none"> <li>• Convertible Collar</li> <li>• Mandarin Collar</li> <li>• Notched Collar</li> <li>• Shawl Collar</li> </ul>
IV	<b>Draping of Tosco block using Following Features:</b> <ul style="list-style-type: none"> <li>• Fish Dart</li> <li>• Princes line different type</li> </ul>
V	<b>Draping of Bodice with following Feature:</b> <ul style="list-style-type: none"> <li>• Stylized neckline and armholes</li> <li>• Cowl Neckline: Basic or Cowl with yoke</li> <li>• Turtle neckline</li> <li>• Yokes and stylized hemline.</li> </ul>

**M.A. Previous Semester – II<sup>nd</sup>**  
**COURSE XII<sup>th</sup> (Practical IV<sup>th</sup>)**

Max-Marks – 100

Credit – 03

Programme/Class : Degree	Year : Second	Semester : Second
Subject : Fashion Designing	Course Title : (Theory) Apparel merchandising & Entrepreneurship development and Management	
Max Marks : 25+75	Min. Passing Marks : 33	

UNIT	TOPICS
I	<b>Fashion Details:</b> <ul style="list-style-type: none"> <li>Collars: Turtle, Cape, Convertible, Shirt, Sailors, Chelsea, Coat, Cowl neck line.</li> </ul>
II	<b>Sleeves:</b> Raglan, Ruffle, Dolman, Virago, Lantern, Leg-o-Mutton Bell
III	<b>Bodice:</b> Basic Halter style, off shoulder Double Breasted.
IV	<b>Skirt:</b> Basic, A-line, Flared, Fishtail, Petal, Peplum, Divided
V	<b>Trousers:</b> Basic, Dungarees, Hipster, Capri, Bell Bottom, Jodhpurs, Cargo
VI	<b>Pockets:</b> Patch, Inseam, Welt, Bound and Pouch
VII	<b>Accessories :</b> Bags, Belts, Caps, Bows, Jewellery Scarves
VIII	<b>Project:</b> Figure Drawing: Male, Female and Kids
IX	<b>Mood Board and Story Board:</b> Based and theme
X	<b>Design and Drape :</b> Kids wear
XI	<b>Adobe Photoshop:</b> <p><b>Introduction :</b></p> <ul style="list-style-type: none"> <li>Vector Graphic and Bitmap Graphic</li> <li>Opening Closing and Saving File</li> <li>Tool Box</li> <li>Importing and Exporting</li> <li>Printing a document</li> <li>Image size and Resolution</li> <li>Colour Pallets</li> </ul>



## Suggested Readings II<sup>nd</sup> Semester

Date	Accession No.	Title	Author	Publisher	Year
1	27903	Painting with Acrylics	I. Sharma		
2	27903	The Crafters project Book -	S. Sahasrany		
3	27903	Creative Touches How to Add flair to Ready to	W. Chilton		
4	27905	Dress Designing	R.N. Shrivastava		
5	27904	Crafter for today	I. Chude		
6	30588	Fabric Painting-practice guide	C. Srinetier		
7	30589	The world of fashion	Friendland		
8	31615	Fashion Technology	Singhal		
9	31616	Moda Marty Hallow Fashion Design	Moxa	Don Books Internat. New Delhi	
10	31617	Do-			
11	31618	Fashion Design 1800-1940			
12	33294	A Handbook of Costume Drawing	G.D. Baker	Pepin Press	
13	33295	Fashion Print how to Design and Draw (with CD)	S.K. Druis		
14	33296	Indian Fashion	H.Sen Gupta	Pearson Edu. Delhi	
15	33297	Singer-quick and easy decorating project	B. Barnett		
16	33298	Quilts By the slice	B. Olson		
17	27906	Dress Designing	R.N. Shrivastava		
18	27907	Dress Designing	R.N. Shrivastava		
19	27908	Dress Designing	R.N. Shrivastava		

*Handwritten signature*

*Handwritten signature*

*Handwritten signature*



**M.A. FINAL Semester – III<sup>rd</sup>**  
**COURSE XIII<sup>th</sup> (Theory I<sup>st</sup>)**

Max-Marks – 100

Credit – 05

Programme/Class : Degree	Year : Second	Semester : First
Subject : Fashion Designing	Course Title : (Practical & Project Work)	
Max Marks : 25+75	Min. Passing Marks : 33	

UNIT	TOPICS
I	<b>Global Costumes</b> <ul style="list-style-type: none"> <li>• Babylonian Costumes</li> <li>• Persian Costumes</li> <li>• Egyptian Costumes</li> <li>• Greek Period</li> <li>• Roman Period</li> </ul>



**M.A. FINAL Semester – III<sup>rd</sup>**  
**COURSE XIV<sup>th</sup> (Theory II<sup>nd</sup>)**

Max-Marks – 100

Credit – 05

Programme/Class : Degree	Year : Second	Semester : First
Subject : Fashion Designing	Course Title : (Theory) Apparel production techniques	
Max Marks : 25+75	Min. Passing Marks : 33	

UNIT	TOPICS
I	<b>Fashion Merchandising and Retailing Retail Organisational Structure Store</b>
II	<ul style="list-style-type: none"> <li>• Buying</li> <li>• Selling</li> <li>• Line and Staff Function</li> <li>• Retailing Formats</li> <li>• Role and Responsibility of Retail Fashion Buyer</li> </ul>
III	<b>Customer identification, customer Planning and role of Buyer</b>  <b>Store Operations, Store merchandise, Store management</b>  <b>Fashion Supply Changes:</b> Store retailing non Store retailing.
IV	<b>Industry visit in apparel production unit</b>

*[Handwritten signatures]*

*[Handwritten signature]*

*[Handwritten signature]*

**M.A. FINAL Semester – III<sup>rd</sup>**  
**COURSE XV<sup>th</sup> (Practical I<sup>st</sup>)**

Max-Marks – 100

Credit – 05

Programme/Class : Degree	Year : Second	Semester : First
Subject : Fashion Designing	Course Title : (Practical & (Project Work)	
Max Marks : 25+75	Min. Passing Marks : 33	

UNIT I <sup>st</sup>	TOPICS
I	Product Development
II	<p>Construction of any one Male garment from the list given below:</p> <ul style="list-style-type: none"> <li>• Casual Wear</li> <li>• Traditional Indian Wear</li> <li>• Street Wear</li> <li>• Formal Wear</li> </ul>
III	<ul style="list-style-type: none"> <li>• Emphasis should be given to pattern development, Placement on the Fabric, design Feature and Finishing of the garment.</li> </ul>
IV	<p><b>WORKSHOP :</b></p> <p>Construct three Garment from the below mentioned garments for</p> <p><b>Male and Female</b></p> <ul style="list-style-type: none"> <li>• Casual Wear</li> <li>• Traditional Indian Wear</li> <li>• Formal Wear</li> <li>• Street Wear</li> </ul>

*[Handwritten signatures]*

*[Handwritten signature]*

*[Handwritten signature]*



**M.A. FINAL Semester – III<sup>rd</sup>**  
**COURSE XVI<sup>th</sup> (Practical II<sup>nd</sup>)**

Max-Marks – 100

Credit – 05

Programme/Class : Degree	Year : Second	Semester : First
Subject : Fashion Designing	Course Title : (Theory) Apparel production techniques	
Max Marks : 25+75	Min. Passing Marks : 33	

UNIT II <sup>nd</sup>	TOPICS
I	Advance Draping and Surface ornamentation
II	Draping of different Types of Dresses <ul style="list-style-type: none"> <li>• Skirt with two darts front and back.</li> <li>• Draping of British Gown</li> <li>• Draping of Dangle</li> <li>• Kurta Pajama</li> <li>• Saree</li> <li>• Draping of Pant</li> <li>• Draping of Bustiers</li> <li>• Draping and Stitching any one garment.</li> </ul>

*Handwritten signature: Anurag Singh*

*Handwritten signature: Babay*

*Handwritten signature: Mitha*

**M.A. FINAL Semester – III<sup>rd</sup>**  
**COURSE XVII<sup>th</sup> (Practical III<sup>nd</sup>)**

Max-Marks – 100

Credit – 02

Programme/Class : Degree	Year : Second	Semester : First
Subject : Fashion Designing	Course Title : (Theory) Apparel production techniques	
Max Marks : 25+75	Min. Passing Marks : 33	

UNIT II <sup>nd</sup>	TOPICS
I	Computer Aided Fashion Designing
II	<b>Pattern making Cusing any software</b> <ul style="list-style-type: none"> <li>• Introduction</li> <li>• Notches and Darts</li> <li>• Pleats, Tucks, Yokes</li> <li>• Dart manipulation</li> </ul>
III	<b>Grading:</b> <ul style="list-style-type: none"> <li>• Grading the patterns to various sizes.</li> </ul>
IV	<b>Marker Making:</b> <ul style="list-style-type: none"> <li>• Marker making and piece plotting of various product types and printin on A4 sheets.</li> </ul>

*Signature*

*Signature*

*Signature*



*Handwritten signature*

**M.A. FINAL Semester – III<sup>rd</sup>  
COURSE XVIII<sup>th</sup> (Practical IV<sup>th</sup>)**

Max Marks – 100  
Credit – 03

Programme/Class : Degree	Year : Second	Semester : First
Subject : Fashion Designing	Course Title : (Practical & Project Work) <b>IV</b>	
Max Marks : 25+75	Min. Passing Marks : 33	

UNIT	TOPICS
I	<b>Portfolio Development</b> <ul style="list-style-type: none"> <li>The Art Portfolio is an expression of a students Creativity, design, ability, technical expertise, illustration and presentation Skills.</li> <li>It should exhibit the student inclination towards the particular segment of the industry of identifying the targets customer.</li> </ul>
II	<b>Design requirements and Pricing.</b> <ul style="list-style-type: none"> <li>It should ideally comprise of 35 sheets keeping the following point of mind.</li> </ul>
III	<b>Uniform Format :</b> <ul style="list-style-type: none"> <li>All sheets of the same size to maintain visual Continuity.</li> <li>Sheets should be grouped separately and Systematically either horizontally or vertically.</li> <li>This ensures uniformity of presentation</li> <li>The presentation of the Portfolio depend on the consents and also layout.</li> <li>The end result should look very neat and professional.</li> </ul>

*Handwritten signature*

*Handwritten signature*

M.A. FINAL Semester – IV<sup>th</sup>  
COURSE XIX<sup>th</sup> (Theory I<sup>st</sup>)

Max-Marks – 100

Credit – 05

Programme/Class : Degree	Year : Second	Semester : Second
Subject : Fashion Designing	Course Title : (Practical & Project Work)	
Max Marks : 25+75	Min. Passing Marks : 33	

UNIT	TOPICS
I	<ul style="list-style-type: none"><li>• Byzantine Period</li><li>• Victorian Period</li><li>• French Revolution</li><li>• Renaissance Costumes</li><li>• 20th Century Fashions</li></ul>

*[Handwritten signatures]*

*[Handwritten signature]*

*[Handwritten signature]*



**M.A. FINAL Semester – IV<sup>th</sup>**  
**COURSE XX<sup>th</sup> (Theory II<sup>nd</sup>)**

Max-Marks – 100

Credit – 05

Programme/Class : Degree	Year : Second	Semester : Second
Subject : Fashion Designing	Course Title : (Theory) Apparel production techniques	
Max Marks : 25+75	Min. Passing Marks : 33	

UNIT	TOPICS
I	<b>Retail Fashion Promotion:</b> <ul style="list-style-type: none"> <li>• Marketing Channels</li> <li>• Planning and Direction</li> <li>• Retail Advertising</li> <li>• Publicity</li> <li>• Special Events</li> <li>• Visual merchandise</li> <li>• Personal Selling</li> <li>• Relationship Marketing.</li> </ul>
II	<b>Internship</b> <ul style="list-style-type: none"> <li>• Report on two week of industries/boutique/craft cluster.</li> </ul>
III	<b>Note:</b> Paper shall be set on the above courses. Five questions shall be asked to attempt out of ten questions in both papers.

*Handwritten signatures:*

*Handwritten signature:*

*Handwritten signature:*

**M.A. FINAL Semester – IV<sup>th</sup>**  
**COURSE XXI<sup>th</sup> (Practical I<sup>st</sup>)**

Max-Marks – 100

Credit – 05

Programme/Class : Degree	Year : Second	Semester : Second
Subject : Fashion Designing	Course Title : (Practical & (Project Work)	
Max Marks : 25+75	Min. Passing Marks : 33	

UNIT I <sup>st</sup>	TOPICS
I	<b>Design Development:</b> <ul style="list-style-type: none"> <li>• Research</li> <li>• Finalisation of theme.</li> <li>• Sourcing</li> <li>• Finalization of designs</li> <li>• Measurement and Specification sheets.</li> </ul>
II	<b>Pattern Development:</b> <ul style="list-style-type: none"> <li>• Development of Basic Block</li> <li>• Pattern making and Layout</li> </ul>
III	<b>Product Development:</b> <ul style="list-style-type: none"> <li>• Construction on actual Fabric</li> <li>• Photo Shoot</li> <li>• Documentation of the process to be submitted.</li> </ul>

*Handwritten signatures:*

*Handwritten signatures:*



M.A. FINAL Semester – IV<sup>th</sup>  
COURSE XXII<sup>th</sup> (Practical II<sup>nd</sup>)

Max-Marks – 100

Credit – 05

Programme/Class : Degree	Year : Second	Semester : Second
Subject : Fashion Designing	Course Title : (Practical & (Project Work)	
Max Marks : 25+75	Min. Passing Marks : 33	

UNIT II <sup>nd</sup>	TOPICS
I	<p>Techniques and prepare sample of the Following:</p> <ul style="list-style-type: none"><li>• Block printing with Gold and Silver Embroidery.</li><li>• Screen Printing with sequin work.</li><li>• Stencil printing with macrame work.</li><li>• Type and Dye with mirror work.</li><li>• Fabric Painting with Patch and Applique Work.</li><li>• Nozel Painting with Quilting Work.</li></ul>

*Handwritten signatures and initials in blue ink.*

*Handwritten signature in blue ink.*

*Handwritten signature in blue ink.*

**M.A. FINAL Semester – IV<sup>th</sup>**  
**COURSE XXIII<sup>th</sup> (Practical III<sup>rd</sup>)**

Max-Marks – 100

Credit 36– 05

Programme/Class : Degree	Year : Second	Semester : Second
Subject : Fashion Designing	Course Title : (Practical & (Project Work)	
Max Marks : 25+75	Min. Passing Marks : 33	

UNIT	TOPICS
I	<b>Project – 01</b> <ul style="list-style-type: none"> <li>• Child bodice block and sleeve block</li> <li>• Adult Bodice block and sleeve block (Male and Female)</li> <li>• Sleeves</li> <li>• Collars</li> <li>• Skirts</li> </ul>
II	<b>Project – 02</b> <ul style="list-style-type: none"> <li>• Grading of Adult Bodice Block</li> <li>• Grading of Sleeve</li> <li>• Grading of Skirt</li> <li>• Marker setting of all Graded garments.</li> </ul>
III	<b>Project – 03</b> <ul style="list-style-type: none"> <li>• Create a portfolio</li> <li>• In corporate all the skills of textiles.</li> <li>• Fashion details through Computer Aided Designing</li> </ul>
IV	<b>Project – 04</b> <ul style="list-style-type: none"> <li>• Curriculum Vitae</li> <li>• Page of Contents</li> <li>• Theme of the Project</li> <li>• Mood board, Story Board, Ideation Board Swatch Board.</li> <li>• Design for man, woman and children</li> <li>• Pattern layout</li> </ul>

*[Handwritten signatures]*

*[Handwritten signature]*

*[Handwritten signature]*



M.A. FINAL Semester – IV<sup>th</sup>  
COURSE XXIV<sup>th</sup> (Practical IV<sup>th</sup>)

Max Marks - 100  
Credit - 02

Programme/Class : Degree	Year : Second	Semester : Second
Subject : Fashion Designing		Course Title : (Practical & (Project Work) IV
Max Marks : 25+75		Min. Passing Marks : 33

UNIT	TOPICS
I	<p>The Portfolio Includer :</p> <ul style="list-style-type: none"> <li>• Curriculum vita</li> <li>• Page of contents</li> <li>• Theme of the Project</li> <li>• Thumbnails</li> <li>• There should be inclusion of designs for Male, Female, Kids.</li> <li>• Flat working drawing, Specification Sheets, Showing technical Strength are vitally important.</li> <li>• Line Planning, Fabric Indications, Fabric, Conscription detailed measurement charts etc.</li> <li>• The collection is to be based on innovative Fabric Combinations, Surface texture and ornamentation. It is very important that the design and embroidery motifs be original.</li> </ul> <p>Exhibition Fashion Show Display.</p>
	<ul style="list-style-type: none"> <li>• Workshop Exhibition, Fashion Show and Viva</li> </ul>

*Sumit*

*Syifa*

*Babey*

*Anita*

M.A. Previous Semester I<sup>ST</sup>

Minor/Elective paper

COURSE 1<sup>ST</sup> (Theory I<sup>ST</sup>)

Max-Marks 100

Credit - 05

Programme/Class Certification M.A.	Year : First	Semester : First
Subject : Fashion Designing		Course Title : Minor/Elective Paper
Max Marks : 25 + 75		Min. Passing Marks : 33

UNIT	TOPICS
I	<ul style="list-style-type: none"><li>• Surface ornamentation hand embroidery.</li></ul>
II	<ul style="list-style-type: none"><li>• Indian Ethnic Mens Were.</li></ul>
III	<ul style="list-style-type: none"><li>• Indian Ethnic Women's Were.</li></ul>
IV	<ul style="list-style-type: none"><li>• Painting Tradition of India.</li></ul>

*[Handwritten signature]*

*[Handwritten signature]*

*[Handwritten signature]*



## **Books Recommended:-**

### **(1) Fashion Illustration**

#### **Books Recommended**

1. Julian Seaman, "Professional Fashion Illustration" by B.T. Batsford Ltd.
2. Kathryan Mc Kelvey "Illustration Fashion" by Blackwell Science.
3. Tata Sharon Lee "Inside Fashion Design" 1977, Francisco Canfield Press
4. Ireland Patrick John, "Fashion Design Drawing and Presentation", 1996, B T. Batsford, London.

### **(2) Product Development workshop:-**

1. Bray N "Dress Pattern Designing, 2003 (5th edition) willey blackwell.
2. Pattern making for fashion Design by Helen Joseph Armstrong, 2005 Prentice Hall.
3. Pattern making for fashion design by Helen Joseph Armstrong, 2005, Prentice Hall.
4. Bray N. Press Pateran Design 2003 (5th edition) Wiley Blackwell.

### **(3) Pattern making, grading, draping and development**

1. Helen Joseph Armstrong, Pattern making for fashion design, 2000 Dorling Kinderslery (India) Pvt. Ltd. India.
2. Helen Joseph Armstrong, Draping for Apparel Design, Oct. 1999 Publisher: Fairchild Books & Visuals

*[Handwritten signatures and initials at the bottom of the page]*



3. Coraie Annaden - Crawford, the art of fashion draping, 2nd edition (1995) Publisher Fairchild Books, K Visual.
4. Hilde Jaffe, Julie Reus, Draping for Fashion Design, 1993 Half Carrier & Technology.

(4) Computer Aided Fashion Designing:-

1. Adobe Photoshop 12.0
2. Gruanan, Golen, Adobe in Design Cs2 Bible.
3. Adobe Illustrator 12.0
4. Lazer, Susan, H., Adobe Illustrator for Fashion Design
5. Golding, Mordy, Adobe Creative Suite 2

(5) History of costumes in India

1. A Biswas, India Costumes, (2003) Publication Division
2. Parul Bhatnagar, Traditional Indian Costumes and Textiles, (2004) Abhishek Publication

(6) Fashion merchandising:-

1. Merchandise buying & management, John Do mehan, 2001, Fairchild Books.
2. Kitty G.Dickerson, Inside. The Fashion Business 7th Edition, 200 Prentice hall.
3. Elaine Stone The Dynamics of Fashion 2004 Fairchild
4. Jay Diamond, Ellen Diamond, The world Fa

*Handwritten signatures and initials at the bottom of the page:*

- Sumi
- [Signature]
- [Signature]
- [Signature]
- [Signature]
- [Signature]



(4) Portfolio Development


1. Tota Sharom Lee, "Inside Fashion Design," 1977 Francisco Canfield Press.
2. Ireland, Patrick John, Fashion Design Drawing and Presentation, 1996, B.I. Batsford London.

(5) Global Costumes

1. The complete costumes History (Tashom) August Rachiret (1825-1893)
2. Bradley, Carolyn G., Western World Costume, 1995, British Commonwealth.

(6) Fashion merchandising and Retailing:-

1. Elaine Stone, The Dynamics of Fashion, 2004, Fairchild.
2. Elaine Stone, The Dynamics of Fashion, 2004 Fairchild
3. John Donnellan, Merchandise Buying & Management, 2001 Fairchild Books.





महात्मा ज्योतिबा फुले रुहेलखण्ड विश्वविद्यालय, बरेली  
MAHATMA JYOTIBA PHULE ROHILKHAND UNIVERSITY, BAREILLY


पत्रांक-रू.वि./शैक्षिक/2023 | ३०७

दिनांक: 24.02.2023

कार्यालय ज्ञाप


मा० कुलपति महोदय के आदेश दिनांक 19.01.2023 के अनुपालन में फैशन डिजाईनिंग की विषय पाठ्य समिति (तदर्थ) का गठन निम्नवत् किया गया है-

- |    |  |   |                |
|----|--|---|----------------|
| 1. | डा० अल्का जायसवाल                        | - | संयोजक         |
|    | साहू राम स्वरूप महिला महाविद्यालय, बरेली |   |                |
| 2. | डा० लक्ष्मी                              | - | सदस्य          |
|    | साहू राम स्वरूप महिला महाविद्यालय, बरेली |   |                |
| 3. | डा० ज्योति गुप्ता                        | - | सदस्य          |
|    | साहू राम स्वरूप महिला महाविद्यालय, बरेली |   |                |
| 4. | डा० स्मृति यादव                          | - | बाह्य विशेषज्ञ |
|    | एन०आई०एफ०टी०, रायबरेली                   |   |                |
| 5. | डा० मोनिका गुप्ता                        | - | बाह्य विशेषज्ञ |
|    | एन०आई०एफ०टी०, नई दिल्ली                  |   |                |
| 6. | डा० विद्या राकेश                         | - | बाह्य विशेषज्ञ |
|    | एन०आई०एफ०टी०, रायबरेली                   |   |                |

  
कुलसचिव

प्रतिलिपि- निम्नलिखित को सूचनार्थ एवं आवश्यक कार्यवाही हेतु प्रेषित-

1. सम्बन्धित समिति के सदस्य।
2. निजी सचिव- कुलपति।

  
कुलसचिव





महात्मा ज्योतिबा फुले रुहेलखण्ड विश्वविद्यालय, बरेली

MAHATMA JYOTIBA PHULE ROHILKHAND UNIVERSITY, BAREILLY

पत्रांक : रु.वि./शैक्षिक/2023/मेमो.

दिनांक : 22.03.2023

### प्रमाणपत्र

डॉ० अलका जायसवाल, संयोजिका फैशन डिजाइनिंग विषय पाठ्य समिति के आमंत्रण पर फैशन डिजाइनिंग विषय की पाठ्यक्रम समिति की बैठक आज दिनांक 22.03.2023 को अपराह्न 5:30 बजे आन-लाईन मोड में आहूत की गई जिसमें निम्नलिखित सदस्यों एवं बाह्य विशेषज्ञों द्वारा आन-लाईन मोड में प्रतिभाग किया गया-

1. डॉ० लक्ष्मी, साहूराम स्वरूप महिला महाविद्यालय, बरेली।
2. डॉ० ज्याति गुप्ता, साहूराम स्वरूप महिला महाविद्यालय, बरेली।
3. डॉ० स्मृति यादव, एन०आई०एफ०टी० रायबरेली।
4. डॉ० विद्या राकेश, एन०आई०एफ०टी० रायबरेली।

  
कुलसचिव